

## Wrought Iron Entry Doors Specifications

1)Our Entry Doors made of 14-gauge steel with  $\frac{1}{2}$ " to  $\frac{3}{4}$ " wrought iron for design work. Our standard door jamb is 6", the door sheet thickness is 1" or 2" by 6" wide around the wrought iron opening.

2)The weight of Our Iron Door entryway's are supported by barrel hinges with ball bearings and grease fittings. All doors will be pre-hung, frames are equipped with mounting flanges to secure the frame and lag bolt could be used. Weather stripping around the door and glass frame.

3)All doors are pre-bored with 2  $\frac{3}{4}$ " backset, 2  $\frac{1}{8}$ " boring's and 5  $\frac{1}{2}$ " center to center or Comes with Forged Iron handles per customer choices.

**Special order Hinges**

4)Most welding is performed from the inside in order not to alter smooth finish line.

5)Door frames are squared and leveled before the door hinges are positioned and welded thereby ensuring a smooth operation Door frames are squared to less than  $\frac{1}{4}$  inch tolerance.

6)A  $\frac{1}{2}$ " flat bar is welded onto the bottom of each frame to maintain installation.  $\frac{1}{2}$ " flat bar is also used to secure the door to the floor.

7)Each entry door includes double-pane tempered insulated matt glass panels that open independently from the doors. A variety glass esis offered as an option. This feature allows for ventilation, ease of cleaning glass, and the option locked while the homeowner is talking to the visiting party.

8)All hardware necessary to operate and assemble our doors is included.

9)All doors are fully insulated with thermal injected foam in the door, window frame and in the door sheet.


10)All doors are hot dip galvanized, sand blasted, spraying zinc, oven baked oxide primer, black paint and handy faux finish, varnish coated for the best possible anti-rusting.



**6" width jamb**



**5/8" wrought iron**



**Oper-able glasses**




**Heavy Duty Hinges**




**Handle-Set(optional)**



**Pre-bored**



**Forged Pulls(optional)**



**Windows latch**

**Metal threshold**





